



ANALYSIS OF PARTICIPATING TEAMS PERFORMANCE IN THE WORLD CUP FOOTBALL TOURNAMENT 2014

G.Vigneshwaran *, Dr.R.Kalidasan** & Dr.S.Arumugam***

Abstract

The purpose of the study was to analyse the participating team's performance in the world cup football tournament 2014. The football world cup 2014 was organized by the Federation Internationale de Football Association held at Brazil, from 12th June to 13th July, 2014. The teams were qualified for this tournament was based on the latest ranking from Olympics and previous world cup or being the winner of the last world cup or being the host nation and qualifying tournament. In all 32 teams have participated in above tournament and the tournament was played in the league cum knockout format. To achieve the purpose of the study 32 teams were chosen and data were collected from the official websites of FIFA. The criterion variables selected for this study were match summary, 1st and 2nd half goals, Continental wise goal scoring, field goals, penalty goals during regular and extra time periods, yellow and red cards. The 2014 world cup on become the most high scoring one with a whopping 171 goals scored when compared to previous editions. The 32 teams produced 171 goals out of 64 matches including classification games at an average of 2.67 goals per match. Nearly 38.01% (N=65) of the 1st half goals and 61.98% (N=106) of the 2nd half goals were scored in thirty two teams in FIFA world cup 2014. The total number of field and penalty goals of the FIFA world cup 2014 was 159 and 12 respectively. The yellow and red cards of the tournament were 176 and 10 respectively. This indicates towards the players playing attitude of the each team. In 2014 world cup five continents were participate and more numbers of teams participated from Europe continent (N=13). Germany secured first place in 2014 world cup football tournament and the team from Europe continent.

* Ph.D Research Scholar, Department of Physical Education, Bharathidasan University, Tiruchirappalli-24

** Asst. Professor (SS), Department of Physical Education, Bharathidasan University, Tiruchirappalli-24

*** Asst. Professor, Department of Physical Education and Sports, Manonmaniam Sundaranar University, Tirunelveli-12.

Introduction

Football is the world's most popular sport, played by over 250 million players in over 210 countries. Football, also called association football or soccer, game in which two teams of 11 players, using any part of their bodies except their hands and arms, try to maneuver the ball into the opposing team's goal. Only the goalkeeper is permitted to handle the ball and may do so only within his own penalty area surrounding the goal. The team that scores more goals wins the competition (**Football, 2014**).

The FIFA World Cup, often simply called the World Cup, is an International Association Football Competition contested by the senior men's national teams of the members of Fédération Internationale de Football Association (FIFA), the sport's global governing body. The current format of the competition involves a qualification phase, which currently takes place over the preceding three years, to determine which teams qualify for the tournament phase, which is often called the world cup finals. 32 teams, including the automatically qualifying host nation(s), compete in the tournament phase for the title at venues within the host nation(s) over a period of about a month (**FIFA World Cup, 2014**).

The 2014 FIFA World Cup was the 20th FIFA World Cup, the tournament for the Association Football World Championship, which took place at several venues across Brazil. Germany won the tournament, defeating runners-up Argentina 1-0 in the final match. It began on 12th June, with a group stage, and concluded on 13th July with the championship match. It was the second time that Brazil has hosted the competition, the first being in 1950. Brazil was elected unchallenged as host nation in 2007 after the International Football Federation, FIFA, decreed that the

tournament would be staged in South America for the first time since 1978 in Argentina, and the fifth time overall (**FIFA, 2014**).

The national teams of 31 countries advanced through qualification competitions that began in June 2011 to participate with the host nation Brazil in the final tournament. A total of 64 matches were being played in 12 cities across Brazil in either new or redeveloped stadiums. For the first time at World Cup finals, match officials used goal-line technology, as well as vanishing foam for free kicks. All world champion teams since the first World Cup in 1930 – Argentina, Brazil, England, France, Germany, Italy, Spain and Uruguay – qualified for this competition. The title holders, Spain, were eliminated at the group stage, along with previous winners England and Italy. Uruguay was eliminated in the Round of 16 and France was eliminated at the quarter-finals. In the final between two former champions Argentina and Germany, Germany won the title by defeating Argentina 1–0 during extra time, thus becoming the first European team to win a World Cup in the Americas. This result marked the first time that sides from the same continent had won three successive World Cups (following Italy in 2006 and Spain in 2010) (**FIFA, 2014**).

Statement of the Problem

The purpose of the study was to analyse the participating team's performance in the world cup football tournament 2014.

Objectives of the Study

1. To determine the goal scored against among 32 teams.
2. To examined the penalty goal conversion among 32 teams.
3. To examined the field goals conversion among 32 teams.
4. To analysis the offences occurred in the tournament.

5. To determined the scoring ability between first and second half of the play.

Methodology
























Selection of Teams










The world cup 2014 was organized by the Federation Internationale de Football Association (FIFA) held at Brazil, from 12th June to 13th July, 2014. The qualification of the teams for this tournament was based on the latest ranking from Olympics and world cup or being the winner of the last world cup or being the host nation and qualifying tournament. To achieve the purpose of the study 32 teams were chosen. They were participated in the Football world cup 2014.

Analysis of Data

The summaries of Goal scored by 32 teams in FIFA world cup 2014 were presented in table I.

TABLE I
MATCH SUMMARY

Team	Pld	W	D	L	GF	AGFPG	GA	AGAPG
 Algeria	4	1	1	2	7	1.75	7	1.75
 Argentina	7	5	1	1	8	1.14	4	0.57
 Australia	3	0	0	3	3	1.00	9	3.00
 Belgium	5	4	0	1	6	1.20	3	0.60
 Bosnia and Herz.	3	1	0	2	4	1.33	4	1.33
 Brazil	7	3	2	2	11	1.57	14	2.00
Team	Pld	W	D	L	GF	AGFPG	GA	AGAPG
 Cameroon	3	0	0	3	1	0.33	9	3.00
 Chile	4	2	1	1	6	1.50	4	1.00
 Colombia	5	4	0	1	12	2.40	4	0.80
 Costa Rica	5	2	3	0	5	1.00	2	0.40
 Croatia	3	1	0	2	6	2.00	6	2.00
 Ecuador	3	1	1	1	3	1.00	3	1.00
 England	3	0	1	2	2	0.67	4	1.33
 France	5	3	1	1	10	2.00	3	0.60
 Germany	7	6	1	0	18	2.57	4	0.57
 Ghana	3	0	1	2	4	1.33	6	2.00
 Greece	4	1	2	1	3	0.75	5	1.25
 Honduras	3	0	0	3	1	0.33	8	2.67
 Iran	3	0	1	2	1	0.33	4	1.33
 Italy	3	1	0	2	2	0.67	3	1.00
 Ivory Coast	3	1	0	2	4	1.33	5	1.67
 Japan	3	0	1	2	2	0.67	6	2.00
 Mexico	4	2	1	1	5	1.25	3	0.75

 Netherlands	7	5	2	0	15	2.14	4	0.57
 Nigeria	4	1	1	2	3	0.75	5	1.25
 Portugal	3	1	1	1	4	1.33	7	2.33
 Russia	3	0	2	1	2	0.67	3	1.00
 South Korea	3	0	1	2	3	1.00	6	2.00
 Spain	3	1	0	2	4	1.33	7	2.33
 Switzerland	4	2	0	2	7	1.75	7	1.75
 United States	4	1	1	2	5	1.25	6	1.50
 Uruguay	4	2	0	2	4	1.00	6	1.50
Total	64	51	13	51	171	1.34	171	1.34

GF =Goal Forwarding **AGFPG**=Average of Goal Forwarding per Game
GA =Goal against **AGAPG**=Average of Goal against per Game

Table I shows that the total number of goal scored in the FIFA World cup 2014 tournament. The whole tournament 171 goals are scored at an average of 2.67% of goals scored per match. The most number of goal scored by Germany, Netherlands' and

Colombia are 18, 15, and 12 respectively. Nearly 10.52% (n=18) of the goals scored by Germany in the FIFA World cup tournament 2014 and secured first place in the tournament.

TABLE II
SUMMARY OF TOTAL NUMBER GOAL SCORED IN 1ST AND 2ND HALF PERIODS IN FIFA WORLD CUP 2014

Half	Goals	Percentage
1 st half	65	38.01%
2 nd half	106	61.98%

The table II shows that the 1st and 2nd Half goal scoring of overall teams. This indicates that the most of the teams in this world cup and targeting their goal scoring in the second rather than the first half periods. Nearly 38.01% (N=65) of the 1st half goals

and 61.98% (N=106) of the 2nd half goals were scored in thirty two teams with 64 matches in FIFA world cup 2014.

Hence it was concluded that, targeting their goal scoring was more in the second rather than the first half periods.

TABLE III
SUMMARY OF TOTAL NUMBER GOAL SCORED IN CONTINENT BY OVERALL TEAM IN FIFA WORLD CUP 2014

Continent	Teams	Goals	Percentage
Asian	4	9	5.26%
Africa	5	19	11.11%
North and Central America	4	16	9.36%
South America	6	44	25.73%
Europe	13	83	48.54%

The table III shows that the total number of Goal scored in continent wise by overall team. **Asian Continent like** Australia, Japan, Iran and South Korea they were scored 9 goals. **Africa Continent like** Algeria, Cameroon, Ghana, Ivory Coast and

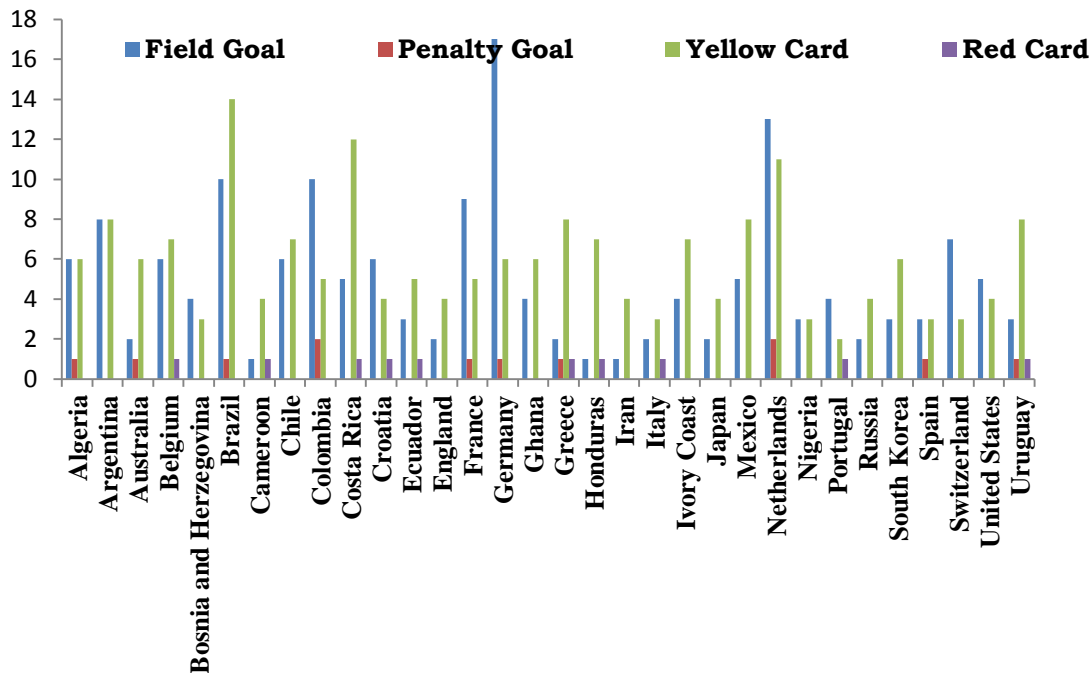
Nigeria they were scored 19 goals. **North and Central America Continent like** Costa Rica, Honduras, Mexico and USA they were scored 16 goals. **South America Continent like** Argentina, Brazil, Chile, Colombia, Ecuador and Uruguay they were scored 44

goals. **Europe Continent like** Bosnia and Herzegovina, England, France, Germany, Greece, Italy, Netherlands, Portugal, Belgium, Croatia, Russia, Spain and Switzerland they were scored 83 goals.

Nearly 48.54% of the goals were scored by European continent in the FIFA

World cup 2014. European continental team Germany secured first positioned in the tournament. Hence it was concluded, European continent was dominating in the game of football because the origin and development more than other continents.

FIGURE I
SUMMARY OF TOTAL NUMBER OF FIELD GOALS, PENALTY GOALS, YELLOW CARD AND RED CARDS BY EACH TEAM IN FIFA WORLD CUP 2014



The figure I show that the total numbers of field and penalty goals were scored in FIFA world cup 2014 was 159 and 12 respectively. Nearly 92.98% (n=159) goals were converted field goal method and remaining 7.02% (n=12) goals were scored by penalty out of 145 goals. Hence it was concluded more number of goals were scored in field goals, less than 10% of goals were converted in penalties. So this indicates the level of ability to score more in field goals and each team develop well defensive qualities.

From the figure I shows that the total number of yellow card and red card. Yellow card of the tournament were 176

respectively. Honduras, South Korea and Chile received 11, 11, and 14 yellow card of the tournament. Red card of the tournament were 10 respectively. Algeria, Spain, Nigeria, France, Honduras, Iran, Belgium, England and Uruguay received one red card of the tournament. This indicates the playing attitude of the each team.

Conclusions

From the analysis of the data, the following conclusions were drawn,

1. The 2014 world cup on become the most high scoring one with a whopping 171 goals scored when compared to previous edition. The 32 teams produced 171 goals

out of 64 matches including classification games at an average of 2.67 goals per match.

2. In 2014 world cup the most of the team targeting their goal scoring in the second rather than the first half periods. Nearly 38.01% (N=65) of the 1st half goals and 61.98% (N=106) of the 2nd half goals were scored in thirty two teams out of 64 matches in FIFA world cup 2014.

3. The total numbers of field and penalty goals were scored in FIFA world cup 2014 were 159 and 12 respectively.

4. The total numbers of yellow card and red card. Yellow card of the tournament are 176 respectively. Honduras, South Korea and Chile received 11, 11, and 14 yellow card of the tournament. Red card of the tournament were 10 respectively. Algeria, Spain, Nigeria, France, Honduras, Iran, Belgium, England and Uruguay are got one red card of the tournament.

5. In 2014 world cup five continent were participated, here the more number of teams participated in European continent (N=13). In this world cup Germany secured first positioned it comes under the European continent.

References

- “**Football**” retrieved from <http://www.britannica.com/EBchecked/topic/550852/football>, 15th, July 2014.
- “**Football World cup**” retrieved from http://en.wikipedia.org/wiki/FIFA_World_Cup, 15th, July 2014.
- “**The 2014**” retrieved from, http://en.wikipedia.org/wiki/2014_FIFA_World_Cup, 15th, July 2014.
- “**FIFA websites**” retrieved from, <http://www.fifa.com/>, 15th, July 2014.
- “**FIFA websites**” retrieved from, <http://www.fifa.com/worldcup/matches/>, 15th, July 2014.
- “**FIFA websites**” retrieved from, <http://sports.ndtv.com/fifa-world-cup-2014>, 15th, July 2014.